

European Research Council grants results.

Key aspects and the Italian case



Agenda

- ERC – Key features
- ERC calls: key results since 2014
- Special focus: Advanced grants 2017. The Italian case

ERC – Key features

European Research Council (ERC): public body within the European Union

ERC MISSION
Pushing forward the frontiers of knowledge

ERC GRANTS

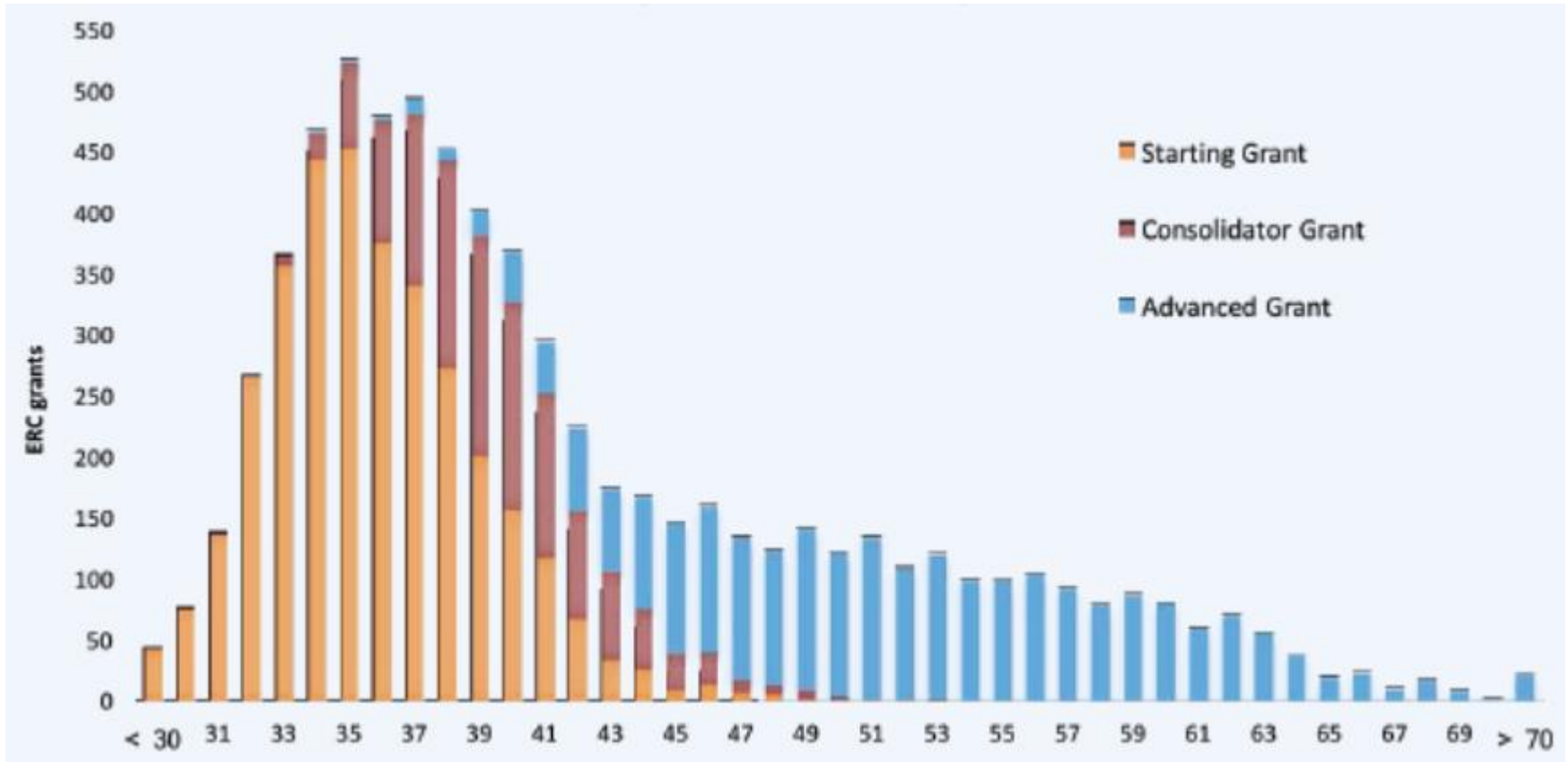
StG (starting grants)
CoG (consolidator grants)
AdG (advanced grants)
PoF (proof of concept grants)

ERC STRATEGY
Excellence



EUR 13 billion
ERC budget in Horizon 2020

ERC grantees by age (2007-2016)



Source: Annual Report on the ERC activities and achievements in 2017

ERC calls – Starting grants

Starting Grant	Applications	Evaluated	Funded	Success rate
2014	3,273	3,204	375	11.7%
2015	2,920	2,862	349	12.2%
2016	2,935	2,881	391	13.6%
2017	3,082	3,032	406	13.4%

Starting Grants (StG) support researchers at the early stage of their careers, with the aim of providing working conditions enabling them to become independent research leaders.

ERC 2017	Applications	Funded	Success rate
LS	873	118	13.5%
PE	1,338	177	13.2%
SH	871	111	12.7%
Total	3,082	406	13.2%

LS: Life sciences

PE: Physical sciences and Engineering

SH: Social sciences and Humanities

Source: Annual Report on the ERC activities and achievements in 2017

ERC calls – Consolidator grants

Consolidator Grant Applications	Evaluated	Funded	Success rate
2014	2,528	2,485	371 14.9%
2015	2,051	2,023	303 15.0%
2016	2,305	2,274	314 13.8%
2017	2,539	2,498	329 13.2%

ERC 2017	Applications	Funded	Success rate
LS	779	101	13.0%
PE	1,149	151	13.1%
SH	611	77	12.6%
Total	2,539	329	13.0%

Consolidator Grants (CoG) support researchers who are at the early stage of their careers but often already working with their own group.

LS: Life sciences
PE: Physical sciences and Engineering
SH: Social sciences and Humanities

Source: Annual Report on the ERC activities and achievements in 2017

ERC calls – Advanced grants

Consolidator Grant	Applications	Evaluated	Funded	Success rate
2014	2,528	2,485	371	14.9%
2015	2,051	2,023	303	15.0%
2016	2,305	2,274	314	13.8%
2017	2,539	2,498	329	13.2%

Advanced Grants (AdG) support outstanding and established research leaders by providing them with the resources necessary to continue the work of their teams in expanding the frontiers of scientific knowledge

ERC 2017	Applications	Funded	Success rate
LS	779	101	13.0%
PE	1,149	151	13.1%
SH	611	77	12.6%
Total	2,539	329	13.0%

LS: Life sciences

PE: Physical sciences and Engineering

SH: Social sciences and Humanities

Source: Annual Report on the ERC activities and achievements in 2017

ERC calls – Proof of concept

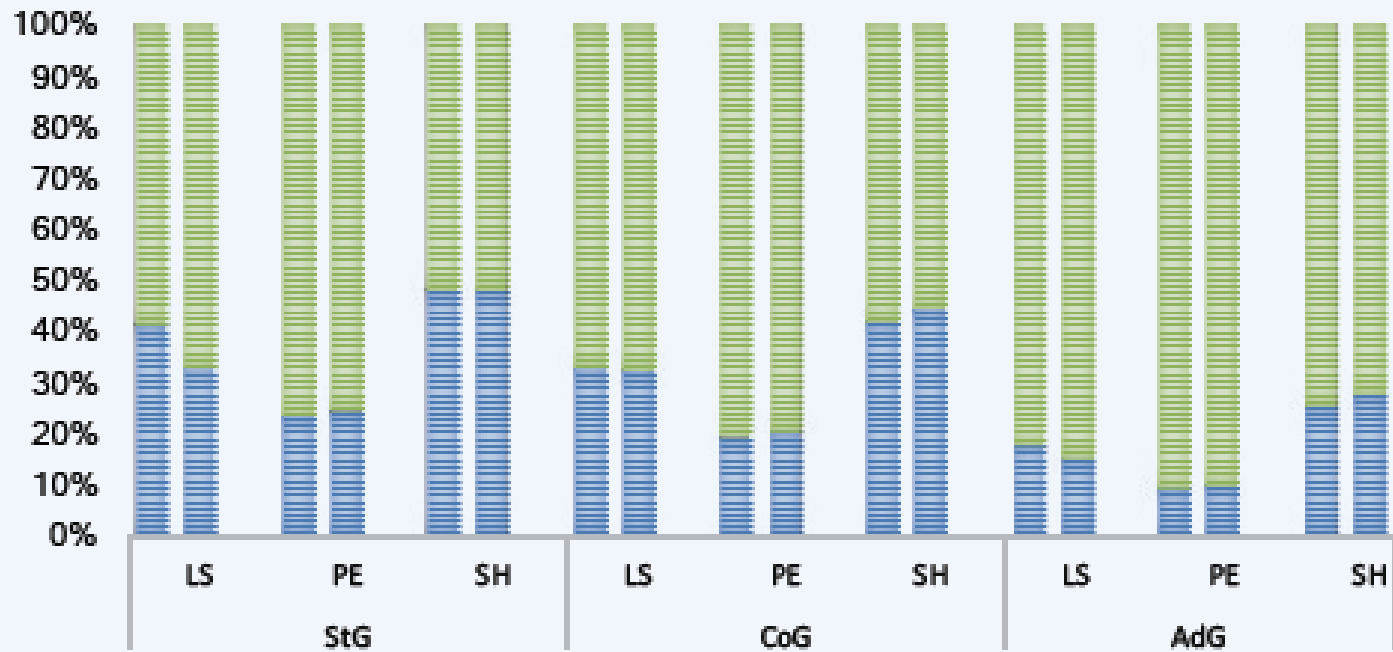
Proof of concept	Applications	Evaluated	Funded	Success rate
2014	442	426	121	28.4%
2015	339	323	160	49.5%
2016	437	405	159	39.3%
2017	532	497	154	31.0%

Proof of Concept Grants (PoC) offer ERC grantees the possibility to establish the innovation potential of ideas stemming from their existing ERC grants, helping them bridge the gap between research and social or commercial innovation

Source: Annual Report on the ERC activities and achievements in 2017

ERC grantees by gender

Share of female and male applicants and grantees in the three scientific domains by funding scheme
(ERC Horizon 2020 calls)

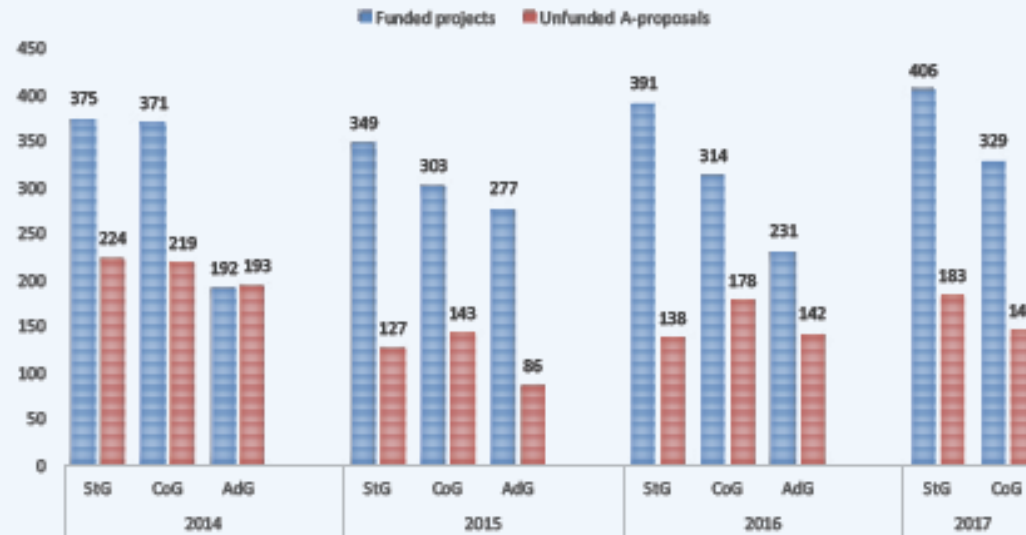


Source: Annual Report on the ERC activities and achievements in 2017

«A» proposals and the issue of budget limitations

“A” proposals that could not be funded

Over 1,770 proposals that received score A* after the evaluation could not be funded due to budget limitations in the Horizon 2020 ERC calls; their cumulated budget is EUR 3.4 billion



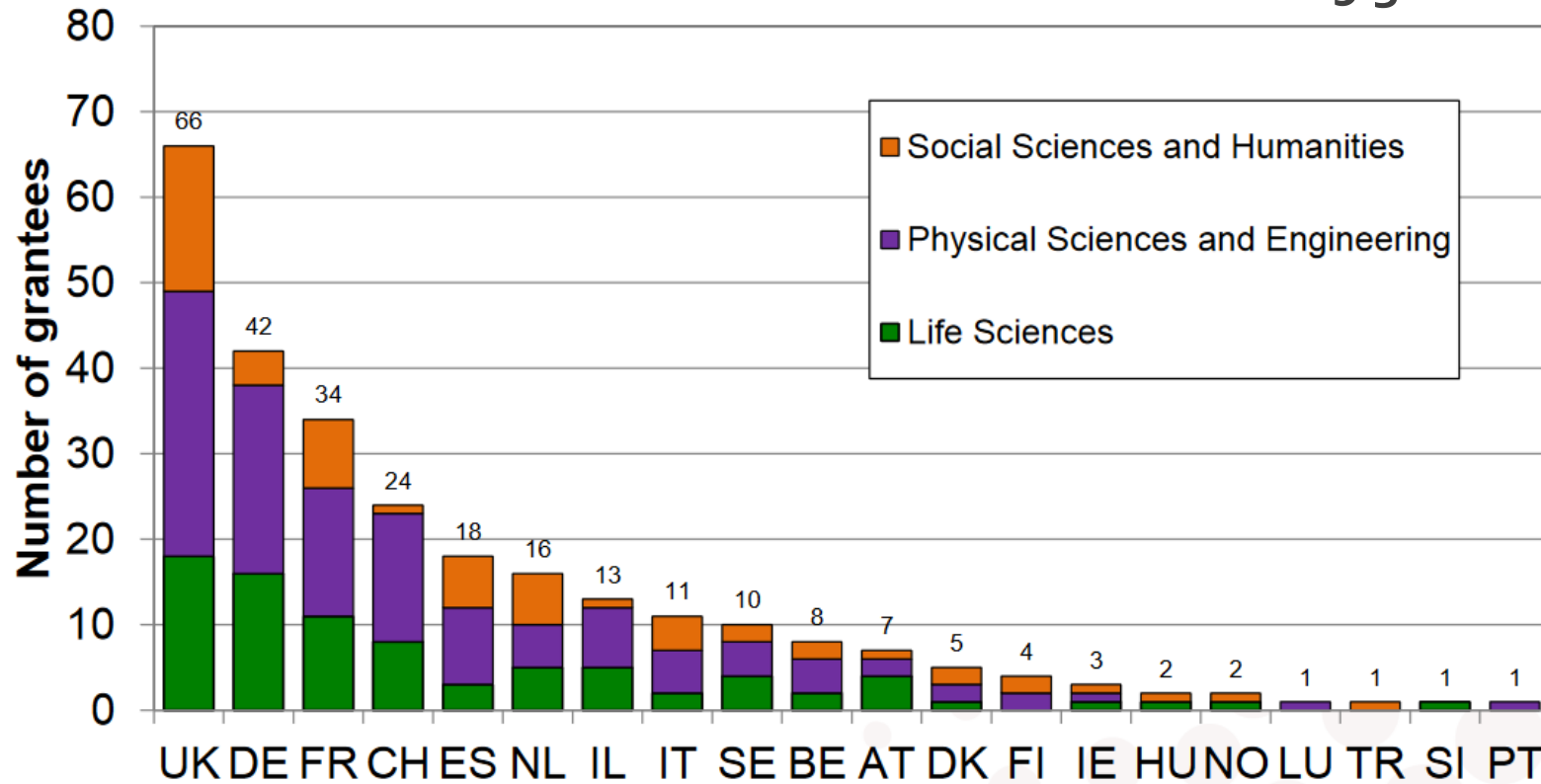
* A = fully meets the ERC's excellence criterion and is recommended for funding if sufficient funds are available

Source: Annual Report on the ERC activities and achievements in 2017

SPECIAL FOCUS:
ADVANCED GRANTS 2017
(results released in April 2018)

Advanced grants 2017 - Grantees by Country of Host Institution

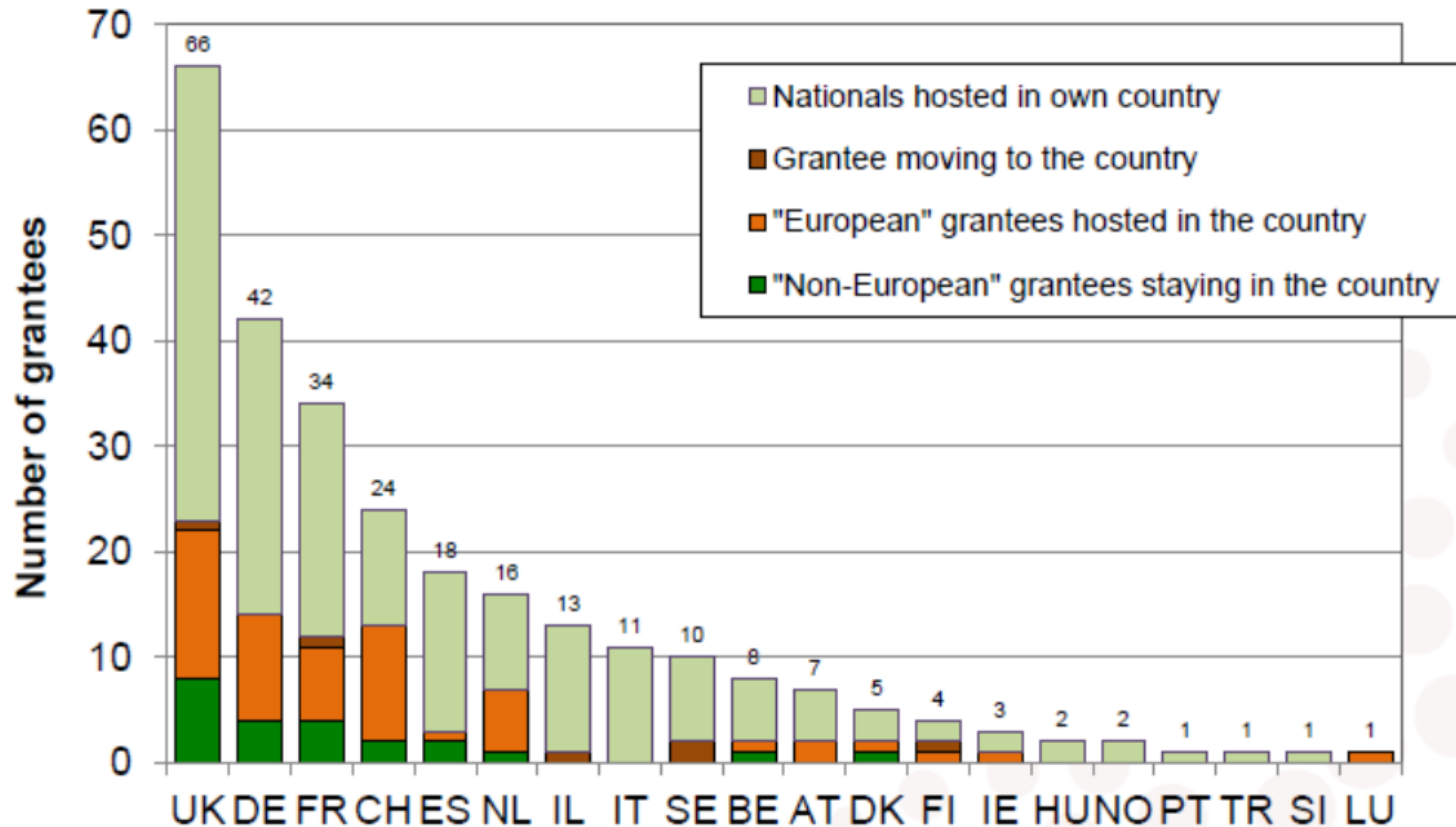
Total: 269 grants



Source: ERC Advanced Grant 2017 Outcome: Indicative statistics

Advanced grants 2017 - Mobility: incoming and staying grantees

Total: 269 grants



Source: ERC Advanced Grant 2017 Outcome: Indicative statistics

Advanced grants 2017 – Top 10 countries by host institution and/or grantees nationality

	Host institution	National	Δ %
United Kingdom	66	50	+ 32%
Germany	42	40	+ 5%
France	34	29	+ 17%
Switzerland	24	13	+ 85%
Spain	18	21	- 14%
Netherlands	16	13	+ 23%
Israel	13	12	+ 8%
Italy	11	16	- 31%
Sweden	10	11	- 9%
Belgium	8	8	+ 0%
United States	0	14	- 100%

Source: HERe elaboration from ERC Advanced Grant 2017 Outcome: Indicative statistics

The Italian case

16 Italian grantees:

11 Italian grantees will work in Italian Universities and Research centers (North and Center Italy)

5 Italian grantees will work in foreign Universities and Research centers

251 foreign grantees

None of them will work in Italian Universities and Research centers

Source: ERC Advanced Grant 2017 Outcome: Indicative statistics

Low attractiveness of the Italian research system